

# Lecture 12

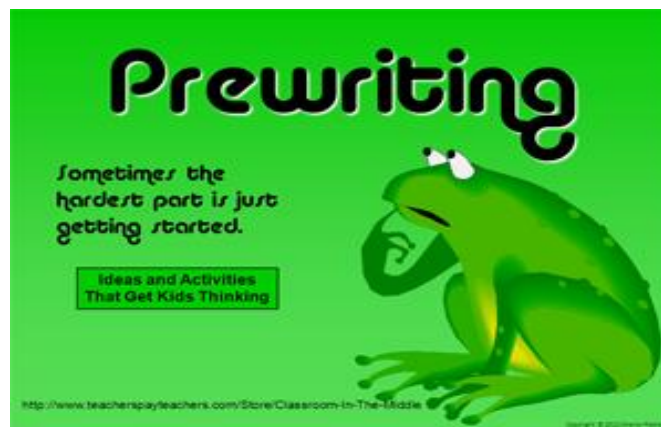
## 12.1. The Writing Process

Writing is the ultimate outcome or goal of a language. It has three different stages divided chronologically, i.e., Pre-Writing, Writing and Post-Writing. One stage leads to the next one, so writing process also called as a cycle through which we produce writing again and again. The three stages are:

- Pre-writing (Planning)
- Writing (Drafting)
- Post-writing (Finishing)

## 12.2. Pre-writing

Pre-writing is the first stage of writing process. As its name suggests, the prefix “**pre**” means ‘before’, which is something you do before you write a paragraph or an essay or other writing work. In pre-writing, your aim should be to discover and explore ideas about your chosen subject. This requires you



to brain-storm a little and jot down different ideas.

The Pre-Writing stage is also called **invention stage**, because it gives you the ground on which you can come up with the final product. Writing, in this stage, should be done by looking at the purpose and nature of the audience; this will help to simply pick up the right kind of structure and organization in mind regarding the type and mode of writing. As a guide, you may use the following:

- *I am curious about...*
- *I am confused about...*
- *Recently, I have been thinking a lot about...*

After planning your write out, the next step is to narrow down the topic. A topic, within itself, may generate sub-topics from it and good writers, during their brain-storming session, are able to overcome the temptation to write out whatever it is they think of first.

For example, the broad subject would be *Pakistan Studies* and an interest from this would be *The Partition Movement, War of independence* or *Partition of Bengal*. These may be further narrowed down to a particular scope.

As another example, if you're asked to write on *Education*, you may narrow the topic down to your *Experience with Hybrid Learning*.

After this first step, you then use different techniques to generate ideas. Some of the techniques are the following:

- Listing
- Rapid sketches
- Conversation
- Doodling or sketching
- Circle technique
- Clustering
- Freewriting
- Note keeping
- Brain storming
- Mind mapping
- Journalistic questions

### 12.2.1. Listing

The use of free mental associations is primarily called listing. In this technique, one generates a list of ideas which might eventually lead to another list. After the list has been exhausted, you will need to review your list for best ideas. This brainstorming technique does not require much organization; simply list one idea after the other.



### 12.2.2. Rapid Sketches

By **rapid sketches**, we mean a rough design without much detail. In rapid sketches, a writer is supposed to write down all the points as quickly as they come to his or her mind. Later, items on this list can be grouped, categorized, or deleted as your topic becomes narrower. This technique, too, narrows down your topic.

### 12.2.3.Conversation

Conversation is a two-way traffic to share your ideas and simultaneously, getting feedback. This technique is useful if you have a friend or a mentor to help you explore and discover better ideas also.

*“What do you think caused the Partition?”*

*“Yeah, but doesn’t that seem really simplified? I mean, no movement ever started for just one reason.”*

*“Right. Thanks! I’m going to the central library now.”*




*“Two Nation Theory, duh!”*

*“I do remember learning something about government control, excessive taxes, and a lot of pretty extreme pamphlet printing.”*

### 12.2.4.Doodling or Sketching

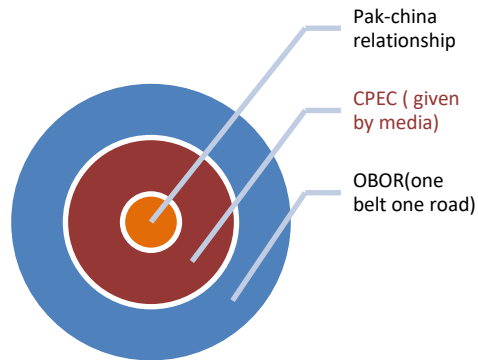
In this technique, you just scribble (write or draw) your ideas for linking some ideas together e.g.



scribbling or doodling the contribution of ICT technologies in human life.

### 12.2.5.Circle Technique:

This technique is simple and easy to make progress more visible. In circle technique, you can look past your own perspective to a broader perspective. The idea is to start with yourself and your opinion in the center and then broaden it further. As an example, consider the *China–Pakistan Economic Corridor (CPEC)*



### 12.2.6.Clustering:

The general idea behind clustering is the use of several ideas of the same kind, growing or held together. This gets a sense of how the essay could eventually be organized. Like doodling, this technique is also more apt for visual learners. This technique allows the writer to generate different ideas which may be logically related.



### 12.2.7.Questioning

Asking questions can be an important early step in the writing process. In a sense, we could even say that an essay answers questions about its subject, so a good early step can be to ask questions about the subject of the essay. Use the reporter's questions: Who, What, When, Where, Why, and How.



### 12.2.8. Free Writing

For these techniques, the basic premise is that to write down everything that comes to mind without censoring yourself or worrying about grammar. Give yourself a set amount of time to write, and don't let yourself stop writing for the entire time, even if you get off track. Then, read back through your



notes, find the best ideas, and repeat the process until you have enough ideas for an essay.

### 12.2.9. Heuristic Methods

Heuristic method is a problem-solving approach and its basically implied as practically sufficient to achieve goals. The first and most common heuristic method is the simple brain-storming which has already been covered. There are others, as well, to bring out different ideas. No technique can be considered absolute because what works for one individual may not work for another.




The following are different heuristic methods:

- Cubing
- Tagmemics
- Aristotle's Common Topics
- Dramatism
- Journalistic Questions


### 12.2.9.1. Cubing

This technique gets its name from the geometrical object "cube" because there are six angles to approach, that is, asking six questions and working with six different angles. These "angles" are describing, comparing, associating, analyzing, applying and arguing.



### 12.2.9.2. Tagmemics

Tagmemics contains three main parts. A particle, which describes a self-contained object, a wave which changes over time and a field, which describes how something fits into a bigger picture. The corresponding examples are example a reason, its evolution and its outcome.

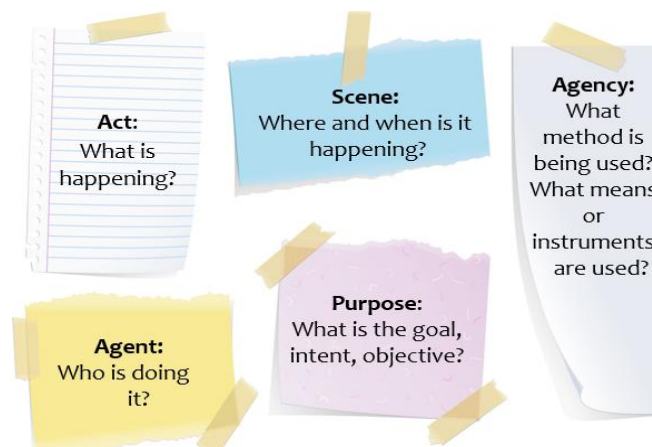


### 12.2.9.3. Aristotle's Common Questions

There are five main questions which should be asked. These are named after the famous philosopher Aristotle because he was known to ask such questions. The questions relate to definition of an object under consideration, its circumstances, its relationship with other objects, a comparison with other similar ideas and finally a testimony or facts supporting the idea.

### 12.2.9.4. Dramatism

The technique of dramatism draws its name courtesy of five element, which may be found in any drama. These are Act, Agent, Agency, Scene and Purpose.



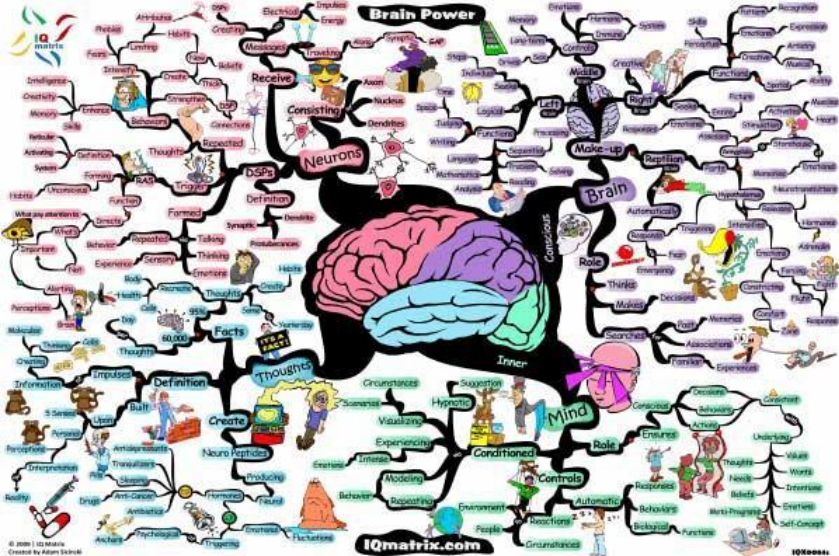
### 12.9.2.5. Note Keeping

The practice of keeping notes and jotting ideas down in a notebook is a good way to jot down different views, whenever they come to mind. This include daily diary writing by using such a collection of notes with short phrases. This interesting technique rids author of judgement, assessment and grammatical mistake because it's a private piece of work.

### 12.9.2.6. Mind Mapping

Mind Mapping is the technique which is used to create an image of the ideas which come in mind in a non-linear train of thought by using imagery. First think, then develop a map to navigate different ideas

and then draw the map in front of you for help. We can use this technique to organize ideas and link them together in the shape of image or phrases.



12.9.2.7. Journalistic Questions

The journalistic questions are also known as **WH questions**. Consider a host on a TV channel. What sort of questions does this journalist ask? These are usually the WH questions: what, where, who, when, why and how. Asking these questions in conjunction with different ideas may help refine them.